

KEY LEGEND

- DUPLEX RECEPTACLE
- DUPLEX RECEPTACLE TOP HALF SWITCHED
- GF DUPLEX RECEPTACLE GROUND FAULT
- FLOOR DUPLEX RECEPTACLE
- R RANGE RECEPTACLE
- M MICROWAVE RECEPTACLE
- W WASHER RECEPTACLE
- D DRYER RECEPTACLE
- * DUPLEX RECEPTACLE ABOVE COUNTER
- J JUNCTION BOX
- TD TELEPHONE-DATA OUTLET
- TV TELEVISION-DATA OUTLET
- T1 TELEPHONE OUTLET
- DB DOOR BELL-INTERIOR
- DB DOOR BELL
- RECESSED LOW VOLTAGE PANEL
- RECESSED ELECTRICAL PANEL
- S WALL SWITCH
- S₃ THREE-WAY SWITCH
- S_{3D} THREE-WAY DIMMER SWITCH
- CPT. CARPET
- LVT. LUXURY VINYL TILE

WOLFE - UNIT 253 FLOOR PLAN

SCALE: 3/16"=1'-0"



SEARSTONE
RETIREMENT COMMUNITY

APPROVED:
DATE:

WOLFE



















*FLOOR PLAN
SUBJECT TO CHANGE

SHEET 1 OF 2

9'-6" CEILING HEIGHT UNLESS NOTED OTHERWISE





KEY LEGEND

-  JUNCTION BOX
-  SMOKE DETECTOR
-  4" DIAM. SHOWER LIGHT FIXTURE
-  6" DIAM. SURFACE MOUNTED LIGHT FIXTURE
-  6.5" DIAM. PENDANT LIGHT FIXTURE
-  18" DIAM. PENDANT LIGHT FIXTURE
-  19" DIAM. PENDANT LIGHT FIXTURE
-  COMBINATION LIGHT/HEATER/FAN
-  COMBINATION LIGHT/FAN
-  VANITY LIGHT BAR (3)
-  VANITY LIGHT BAR (4)
-  UNDERCABINET LIGHT FIXTURE
-  36" TROFFER LIGHT FIXTURE
-  48" TROFFER LIGHT FIXTURE
-  BALCONY LIGHT FIXTURE
-  UPGRADE - 6" DIAM. SURFACE MOUNTED LIGHT FIXTURE
-  FIRE ALARM AUDIO/VISUAL DEVICES
-  FIRE ALARM AUDIO DEVICE

WOLFE - UNIT 253 | REFLECTED CEILING PLAN

SCALE: 3/16"=1'-0"



SEARSTONE
RETIREMENT COMMUNITY

APPROVED:
DATE:
*FLOOR PLAN
SUBJECT TO CHANGE

WOLFE
SHEET 2 OF 2